

Legend

House Types

Carrick - 2 6.5% of Units		Ness - 3 9.7% of Units	
Nevis - 3 9.7% of Units		Eden - 1 3.2% of Units	
Tay - 2 6.5% of Units		HA3 - 8 25.8% of Units	
Kelvin - 2 6.5% of Units		HA2 - 1 3.2% of Units	
Tummel - 2 6.5% of Units		Etive - 4 12.9% of Units	
Tummel X - 3 9.7% of Units			

Number of Affordable Units	9
Total Number of Units	31
Percentage of Affordable Units	29%
Visitor Parking	9 spaces (29%)
Total Parking across site (including garages and drives)	88 spaces

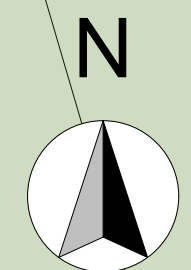
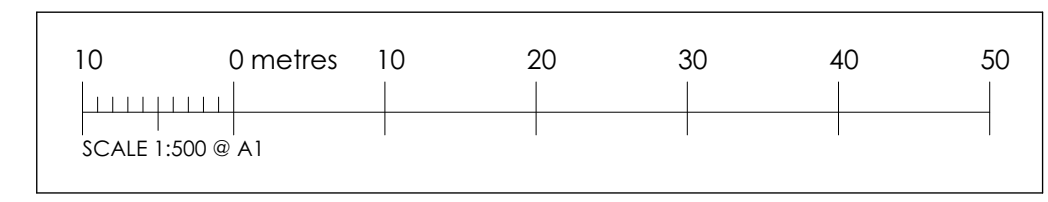
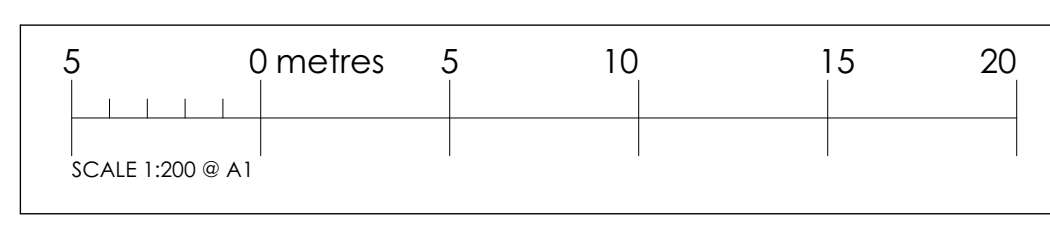
NOTE: LEVELS TO BE CONFIRMED

SECTION AA

SECTION BB

SECTION CC

FOR SECTION DD see drawing 3444/P/400



Do not scale. All dimensions to be checked on site prior to commencement of work.

Jewitt and Wilkie
architects

38 New City Road
Glasgow - G4 9JT
0141 352 6929
info@jwarchitects.co.uk
www.jwarchitects.co.uk

DAWN
HOMES

Job Title
Burngreen, Kippen
for
Dawn

Drawing Title
Proposed Site Plan

SCALE: 1:500, 1:200 DATE: SEPT 2019
DRAWN BY: RJ CHECKED BY:
DRAWING NO: REV:

3444_P_200

